

caprari

SCC

SPLIT CASE

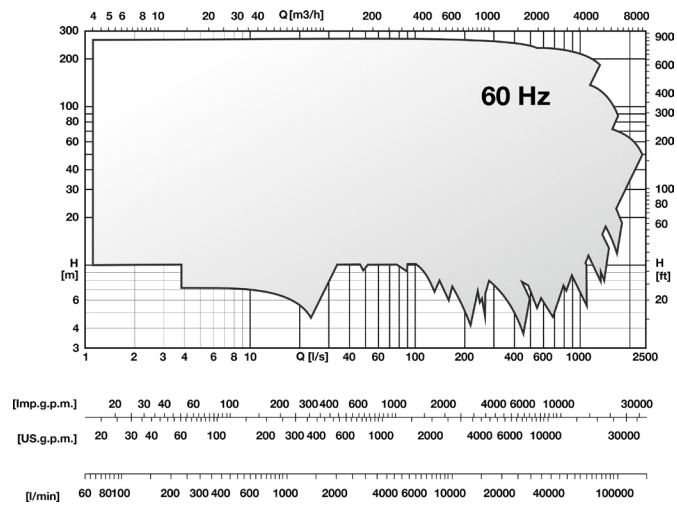
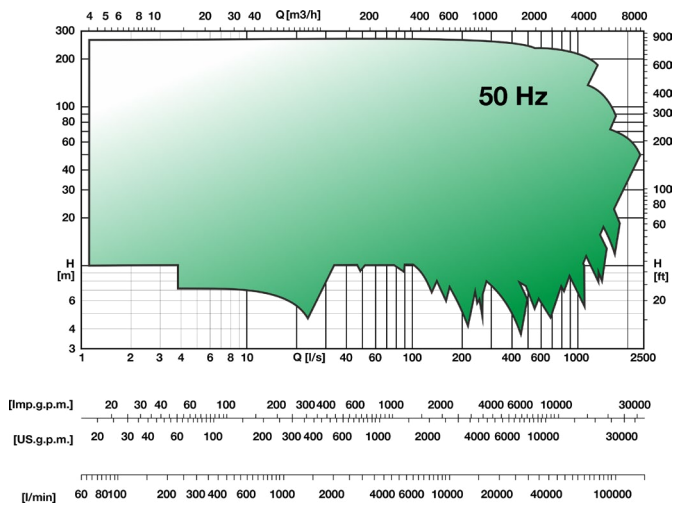
2÷10 POLES

50/60Hz



EFFICIENCY
> 80%

FLOW RATE
> 1000 l/s



Flow rate up to	2500 l/s
Head up to	270 m
Power up to	3000 kW
Frequency	50/60 Hz

IDEAL FOR

- IRRIGATION**


- INDUSTRY**

- CIVIL APPLICATION**

- LAND RECLAMATION**

- WATER SUPPLY**

- DESALINATION**



WHY CHOOSE SCC

- 1 HIGH ENERGY SAVING**
 - Low power consumption and operating costs
 - IE3 or IE4 efficiency class motors
- 2 EASY MAINTENANCE**
 - In-line ports: **simplified installation**
 - Split case pumps: **faster maintenance and inspection**
- 3 WIDE RANGE**
 - Flow rates above **1.000l/s** and heads up to **200m**
 - Cast iron, bronze and stainless steel versions
- 4 MAXIMUM FLEXIBILITY**
 - Double shaft and horizontal/vertical installation designs
 - Packing and mechanical sealing systems
- 5 ROBUSTNESS AND RELIABILITY**
 - Application with liquid temperature up to **140°C**
 - Low mechanical stress: **generously sized shaft and bearings**

